


• Panel fencing “Rombo”

A competitive choice.

“Rombo” expanded mesh is also ideal for large areas, such as big industrial complexes, storage areas, parks and shopping centre lots. It guarantees an extremely attractive price/performance ratio.



Production

Our fences come in standard sizes and can also be made to order. The posts and fixing bolts are supplied together with the panel.

Finish

The panels and posts can be supplied: untreated, hot dip galvanised or painted with polyester powder exterior paint.

Colours available:

RAL 6005 and MILD STEEL.




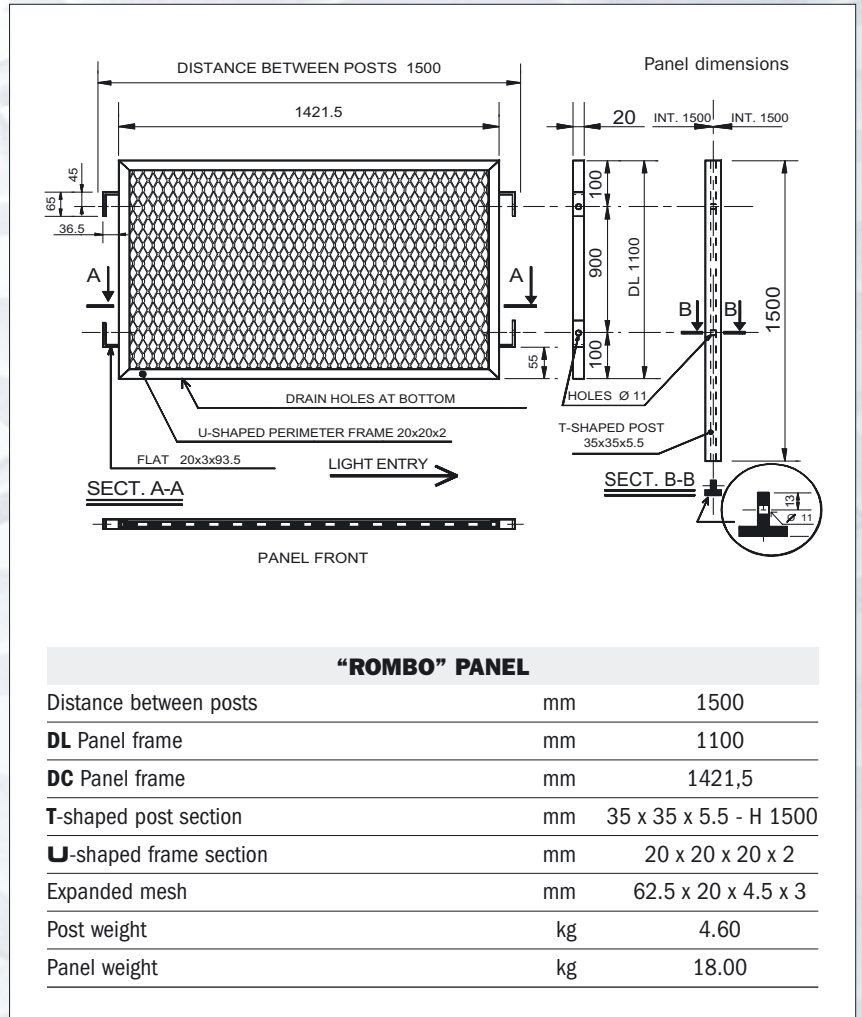
RAL 6005



MILD STEEL



The expanded mesh panels are quickly and simply fitted to the posts using M10 x 25 mm nuts and bolts (hot dip galvanised steel or AISI 304 steel).



Life-size mesh, TYPE N 22
DL 62.5 x DC 20 (23.4) - av 4.5 x sp 3 mm